

Compulink Cloud Login


1. Double click the “Advantage Cloud” icon on your desktop




2. Enter your **remote** username and password from the list provided




3. You will be presented with the Compulink Cloud desktop



4. Click Windows icon in the bottom left corner to open the program list. Click on “Advantage”.



5. You will then be presented with the Compulink software and login. **Your username and password for Compulink remains the same.**



6. To properly log out, click the Windows icon at the bottom left of the screen and click “Log off”.